










Sliding Door Fitting

Symmetric 80/Z – Hawa

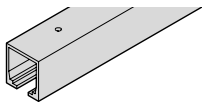
Fitting set for bi-parting sliding doors without upper track and lower guide channel

1 set				940.81.009
	Description	Material/Color	Qty.	Item No.
	Double roller running gear		4 pcs.	940.80.012
	Two-way suspension plate, M10 bolt and mounting screws		4 pcs.	940.80.022
	Floor mounted guide, rattle-free	black	2 pcs.	940.40.031
	Track stopper with adjustable retention spring		1 pc.	940.80.041
	Height adjusting pin	steel	1 pc.	940.40.091
	Deflection roller with end stops		2 pcs.	940.80.086
	Clamping element for fastening ends of the toothed belt		1 pc.	947.00.055
	Clamping element for fastening continuous toothed belt		1 pc.	947.00.056
	Toothed belt, glass-fiber reinforced 10 m (32' 9 1/16")	black	1 pc.	947.00.037

Note:

- Item numbers are valid only for 1 piece, when ordering individual components, please state the desired amount
- The toothed belt (length 10 m) is calculated for 2 sliding doors having a maximum width of 1200 mm (3' 11 1/4") each

Upper tracks, pre-drilled



Material: aluminum, anodized

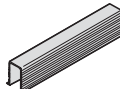
Length	clear
1.4 m (4' 7 1/8")	940.80.140
1.6 m (5' 3")	940.80.160
1.8 m (5' 10 7/8")	940.80.180
2.0 m (6' 6 3/4")	940.80.200
2.2 m (7' 2 5/8")	940.80.220
2.5 m (8' 2 1/8")	940.80.250
3.0 m (9' 10 3/8")	940.80.300
4.0 m (13' 1 1/2")	940.80.400
6.0 m (19' 8 1/4")	940.80.600

Packing: 1 pc.

Installation plan: (included in fitting set), mounting instructions for planning and execution available upon request.

Supplementary parts:

Guide rail



Material: plastic

Color	Item No.
black	940.41.130

Packing: 1 pc. (1.3 m (4' 3 1/8"))

Cover cap, for upper track

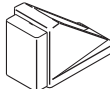


Material: rubber

Color	Item No.
gray	940.80.020

Packing: 1 pc.

Door stop, floor mounted



Material:

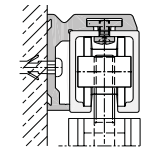
Color	Item No.
gray	940.80.052

Packing: 1 pc.

Calculating the upper track length (L):
 $L = CO \times 2 + 120 \text{ mm}$
(4 3/4")
 CO = Clear opening

Accessories:

- Hawa Confort guides (refer to page **844**)
- Hawa wall-mounted angle profile (refer to page **841**)



- Futura framing kit (refer to pages **838 -839**)